

Scotia Growth Portfolio

October 2020

Reasons for investing

- Convenient access to a mix of Scotia Funds that are diversified by asset class, sector and geographic region
- Rigorous portfolio construction process provides an optimal level of risk and return
- Automatic quarterly rebalancing and a regular asset allocation review allows the portfolio to stay on track

Investment objective

This portfolio aims to provide long-term capital growth through a majority allocation to equity investment funds with minimal exposure to fixed income investment funds

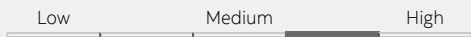
Portfolio Manager

1832 Asset Management L.P. is wholly owned by Scotiabank and managed over US\$100 billion in assets at December 31, 2019

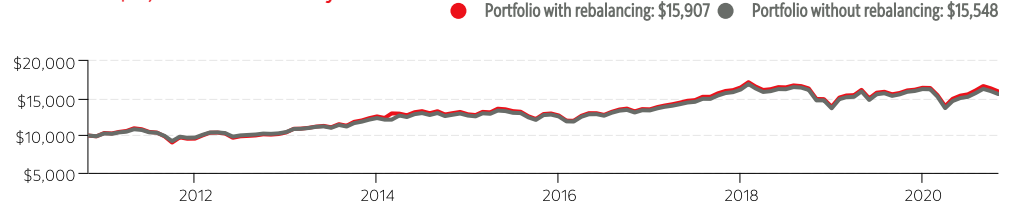
Portfolio facts

Base currency	USD
Inception date	2008-01-22
Management fee (Class A)	1.76%
Sales Charges	Sales charges may apply
Minimum investment	\$5,000
Subsequent investment	\$100
Benchmark	Composite*
Asset Class	Balanced
Portfolio rebalancing	20th day of each quarter end, if required

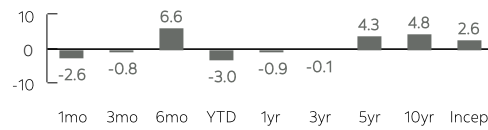
Risk rating



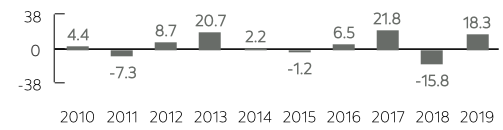
Growth of US\$10,000 over the last 10 years




Annualized compound return %



Calendar year return %



Asset allocation



Fund allocation

	% of assets
Income	
Scotia US Dollar Bond Fund	25.0
Growth	
Scotia Global Equity Fund	56.0
Scotia US Equity Fund	15.0
Scotia Canadian Equity Fund	4.0
Total	100.0

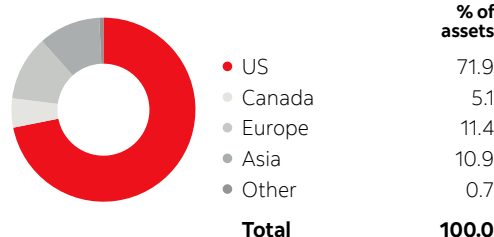
Sector allocation



Top 10 holdings

Security	Maturity date	% of assets
PIMCO TR Bond Fund		24.6
Apple Inc		1.7
Microsoft Corp		1.6
Johnson & Johnson		1.0
Procter & Gamble Co		0.9
Merck & Co Inc		0.8
UnitedHealth Group Inc		0.7
Visa Inc Class A		0.7
Verizon Communications Inc		0.7
NVIDIA Corp		0.7
Total of Top 10 Holdings		33.2

Geographic allocation



Portfolio holdings

Total number of equity holdings	3049
Total number of bond holdings	3
Total number of portfolio holdings	3052

^ All returns are net of management fees and fund expenses, expressed as a percentage and are based on Class A assets. Returns for periods less than one year are not annualized. The performance data provided is not intended to reflect future value of any mutual fund or returns on investment in any mutual fund. Net Asset Value, Fund Assets and Annualized % return data is as at October 31, 2020.

Net Asset Value information of the Scotia Funds™ (previously known as Scotiabank Mutual Funds) can be found on Bloomberg, in the equities section, and on the Cayman Islands Stock Exchange (CSX), website www.csx.ky under "Scotiabank". A receipt in respect of each one of the funds in this model portfolio "the securities" offered in the prospectus has been issued by the Securities and Exchange Commission of Trinidad and Tobago. Scotia Global Asset Management™ is the brand name under which The Scotiabank Group of Companies, including Scotiabank & Trust (Cayman) LTD. and Scotia Investments Jamaica Limited, markets and distributes Scotia Funds™.

®Registered trademark of The Bank of Nova Scotia, used under license.

All returns are net of management fees and fund expenses, expressed as a percentage and are based on Class A assets. Returns for periods less than one year are not annualized. The performance data provided is not intended to reflect future value of any mutual fund or returns on investment in any mutual fund. Net Asset Value, Fund Assets and Annualized % return data is as at October 31, 2020.

*The benchmark is a composite based on an assumed asset mix of 25% Bloomberg Barclays U.S. Aggregate Bond Index, 56% MSCI All Country World Index, 15% S&P 500 Index and 4% S&P/TSX Composite Index.

The management fee is based on an assumed asset mix of 25% Scotia US Dollar Bond Fund, 56% Scotia Global Equity Fund, 15% Scotia US Equity Fund and 4% Scotia Canadian Equity Fund.

Portfolio holdings data is as at October 31, 2020.

Important information concerning the investment goals, risks, charges and expenses of investing in mutual funds is contained in the relevant prospectus. Investors should carefully consider these before investing. Copies of the prospectus for each one of the funds in this model portfolio are available from the financial institution where you are buying the mutual fund and should be read before investing. Commissions, management fees and expenses all may be associated with mutual fund investments. Mutual Funds are not guaranteed or covered by your local Deposit Insurance Corporation, other government deposit insurer, The Bank of Nova Scotia, or its subsidiaries/affiliates, their values change frequently, and you may not get back the original amount you invested. This is for informational purposes only and is subject to change without notice. Always consult your professional tax and legal advisors with respect to your particular circumstances. Nothing herein is intended to constitute an offer or solicitation to transact business for products or services in any jurisdiction where such an offer or solicitation would be unlawful. This does not constitute an invitation to purchase or sell shares of the Funds. Past performance should not be treated as an indicator of future performance. The performance data provided assumes reinvestment of distributions and does not take into account sales charges or management fees, redemptions, distributions or taxes which would have reduced returns. The calculation of total cumulative returns assumes the reinvestment of all interest income at the share price immediately after the distribution of interest income. Performance is subject to variations and is likely to change over time.