

Scotia U.S. Dollar Bond Fund

December 2020

Reasons for investing

- Diversification across higher quality intermediate-term U.S. government, mortgage and corporate bonds with potential tactical allocations to municipal, high yield and non-U.S. securities
- Actively managed with prudent risk reduction strategies to deliver an attractive total return in all market conditions
- Potentially provide capital gains to investors that have a medium to long-term time horizon and a low to medium tolerance for volatility

Investment objective

Provides modest capital appreciation over the medium to long-term by investing primarily in fixed income securities

Portfolio Manager

1832 Asset Management L.P. is wholly owned by Scotiabank and managed over US\$100 billion in assets at December 31, 2019

Fund facts

Net asset value	3.0332
Fund Assets (US\$ million)	58.9
Base currency	USD
Inception date	1993-01-01
Management fee	1.20%
Sales Charges	Sales charges may apply
Minimum investment	\$5,000
Subsequent investment	\$100
Benchmark	Bloomberg Barclays U.S. Aggregate Bond Index
Asset Class	Income

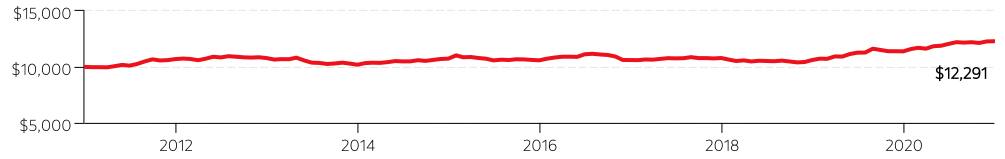
Fund codes

Share class	Fund code	Bloomberg code
Class A	SBF 102	SCBNASV:KY
Class N	SBF 102NU	SCBNANU:KY
Class I	SBF 102IU	SCBNAIU:KY

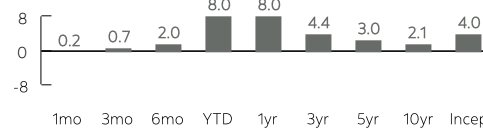
Risk rating



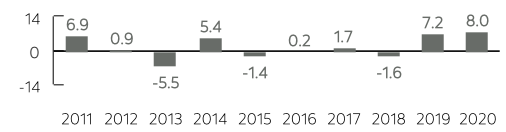
Growth of US\$10,000 over the last 10 years




Annualized compound return %



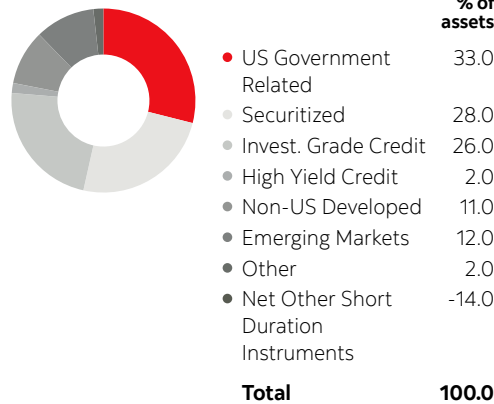
Calendar year return %



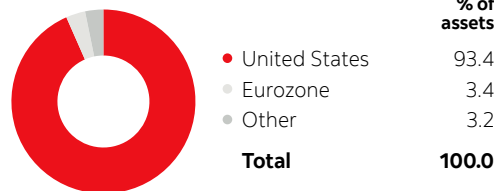
Asset allocation



Sector allocation



Geographic allocation



Top 10 holdings

Security	Maturity date	% of assets
FNMA TBA 2.5% NOV 30YR		9.6
FNMA TBA 2.0% DEC 30YR		7.4
FNMA TBA 3.0% NOV 30YR		6.2
US TREASURY BOND		4.3
US TREASURY BOND		2.1
FNMA TBA 3.5% NOV 30YR		2.1
FNMA TBA 2.5% DEC 30YR		1.5
FED HOME LN MTGE GLBL NT (1.25MMM)		1.5
LLOYDS BANKING GROUP PLC JR SUB		1.2
US TREASURY BOND		1.1
Total of Top 10 Holdings		37.0
Total Number of Holdings		1457

Term to maturity

Term to maturity	% of assets
0 - 3 years	15.0
3 - 5 years	11.0
5 - 10 years	40.0
10+ years	34.0
Total	100.0
Average credit quality	AA-
Average duration (years)	5.76

Net Asset Value information of the Scotia Funds™ (previously known as Scotiabank Mutual Funds) can be found on Bloomberg, in the equities section, and on the Cayman Islands Stock Exchange (CSX), website www.csx.ky under “Scotiabank”. A receipt in respect of the securities offered in the prospectus has been issued by the Securities and Exchange Commission of Trinidad and Tobago. Scotia Global Asset Management™ is the brand name under which The Scotiabank Group of Companies, including Scotiabank & Trust (Cayman) LTD. and Scotia Investments Jamaica Limited, markets and distributes Scotia Funds™. ®Registered trademark of The Bank of Nova Scotia, used under license.

All returns are net of management fees and fund expenses, expressed as a percentage and are based on Class A assets. Returns for periods less than one year are not annualized. The performance data provided is not intended to reflect future value of any mutual fund or returns on investment in any mutual fund. Net Asset Value, Fund Assets and Annualized % return data is as at December 31, 2020.

Portfolio holdings data is as at November 30, 2020. Negative allocations may result from derivative positions and unsettled trades and does not imply the fund is short cash, is levered, or that the derivatives are not fully cash backed.

Inception date provided is the date of first deposit to the Fund. The Fund was incorporated on November 26, 2001.

Important information concerning the investment goals, risks, charges and expenses of investing in mutual funds is contained in the relevant prospectus. Investors should carefully consider these before investing. Copies of the prospectus for each one of the funds in this model portfolio are available from the financial institution where you are buying the mutual fund and should be read before investing. Commissions, management fees and expenses all may be associated with mutual fund investments. Mutual Funds are not guaranteed or covered by your local Deposit Insurance Corporation, other government deposit insurer, The Bank of Nova Scotia, or its subsidiaries/affiliates, their values change frequently, and you may not get back the original amount you invested. This is for informational purposes only and is subject to change without notice. Always consult your professional tax and legal advisors with respect to your particular circumstances. Nothing herein is intended to constitute an offer or solicitation to transact business for products or services in any jurisdiction where such an offer or solicitation would be unlawful. This does not constitute an invitation to purchase or sell shares of the Funds. Past performance should not be treated as an indicator of future performance. The performance data provided assumes reinvestment of distributions and does not take into account sales charges or management fees, redemptions, distributions or taxes which would have reduced returns. The calculation of total cumulative returns assumes the reinvestment of all interest income at the share price immediately after the distribution of interest income. Performance is subject to variations and is likely to change over time.